


# Choose How to Mark Your Ballot



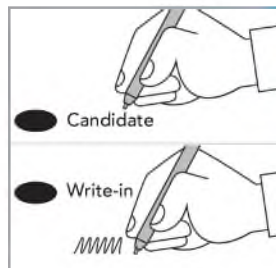
**Accessible**

## Mark your Ballot with a Pen


**1 RECEIVE BALLOT**  
A poll worker will give you a ballot.  
Take the ballot to a privacy booth.



**2 MARK BALLOT**  
Fill in the oval to the left of your choice(s).  
To cast a write-in vote, fill in the oval to the left of "Write-in" and print the name clearly in the box.



**3 REVIEW BALLOT**  
Review that your ballot is marked correctly.  
Did you turn it over?  
There might be contests on the other side.



## Mark your Ballot with the ExpressVote

**1 INSERT CARD**  
A poll worker will give you a ballot card.  
Insert the card into the ExpressVote machine.



**2 MAKE SELECTIONS**  
Make selections by touching the screen or using the key pad and headphones to hear the choices and make selections.



**3 REVIEW AND PRINT**  
Review all selections on the summary screen.  
Once your selections are confirmed, press "Print Card". You can review your choices on your printed ballot.



**4**

## INSERT YOUR BALLOT

Insert your ballot into the voting machine.



**#BeAVoter**



**Gregg M. Amore**  
Secretary of State